

# Footfall Report for: Enniskillen BID



## Weekly Footfall

	Year to date %		Year on year %		Week on week %	
	2020	2019	2020	2019	2020	2019
Enniskillen BID	<b>-40.3 %</b>	<b>-9.2 %</b>	<b>-28.0 %</b>	<b>-33.1 %</b>	<b>44.3 %</b>	<b>22.4 %</b>
Northern Ireland	<b>-39.2 %</b>	<b>-3.0 %</b>	<b>-32.4 %</b>	<b>-14.3 %</b>	<b>56.5 %</b>	<b>17.3 %</b>
UK	<b>-44.8 %</b>	<b>-2.2 %</b>	<b>-42.3 %</b>	<b>-7.3 %</b>	<b>0.3 %</b>	<b>5.1 %</b>

Benchmark calculations (Year on Year and Week on Week) have been calculated using like for like data sets (only those counters available in both comparison periods) to ensure statistical accuracy

## Headlines

The change in footfall for Enniskillen BID over the last 52 weeks is 39.4% down on the previous year.

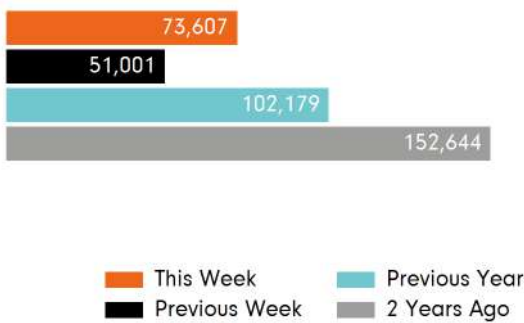
Footfall for the year to date is 40.3% down on the previous year.

The number of visitors counted for week commencing 14 December 2020 was 73,607.

The busiest day in week commencing 14 December 2020 was Saturday with 13,308 visitors.

The peak hour of the week was 12:00 on Saturday 19 December 2020 with footfall of 2,110

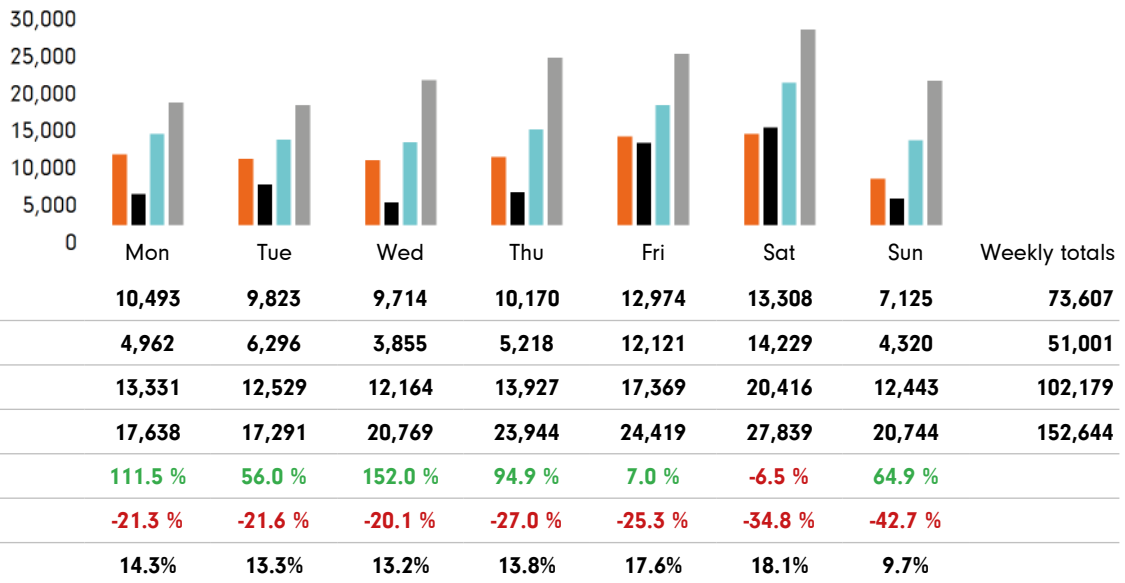
## Footfall by week



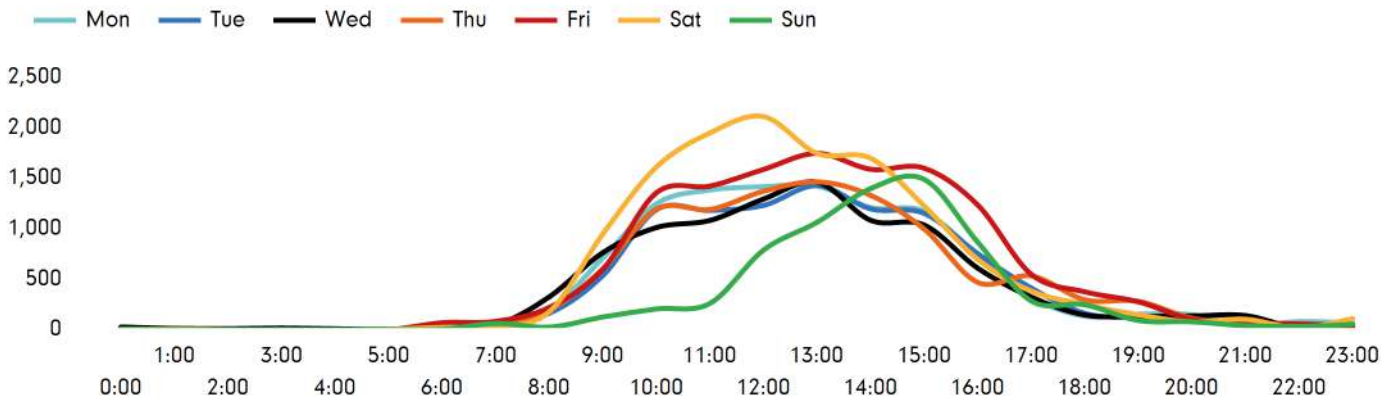
## Weather

	Mon	Tue	Wed	Thu	Fri	Sat	Sun
This week	8°	7°	9°	11°	11°	7°	7°
Previous week	3°	7°	6°	7°	8°	7°	10°
Previous year	5°	4°	9°	9°	6°	5°	7°

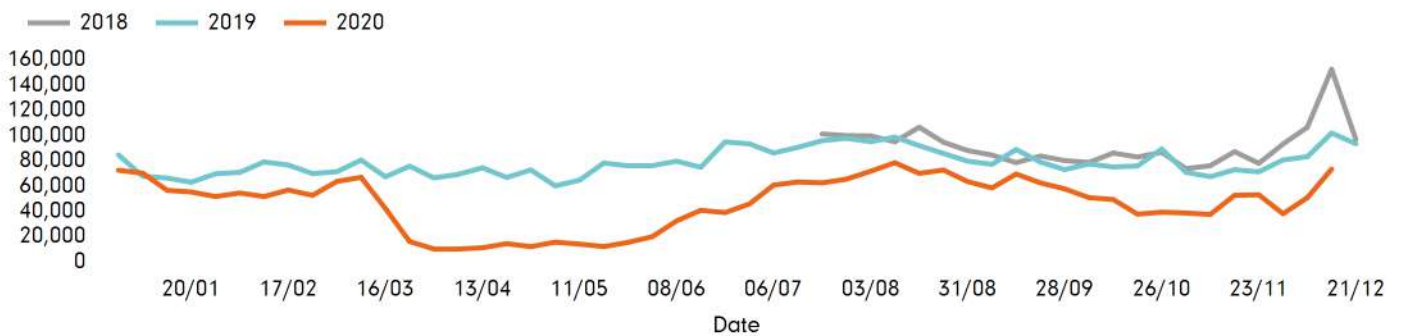
## Footfall by day



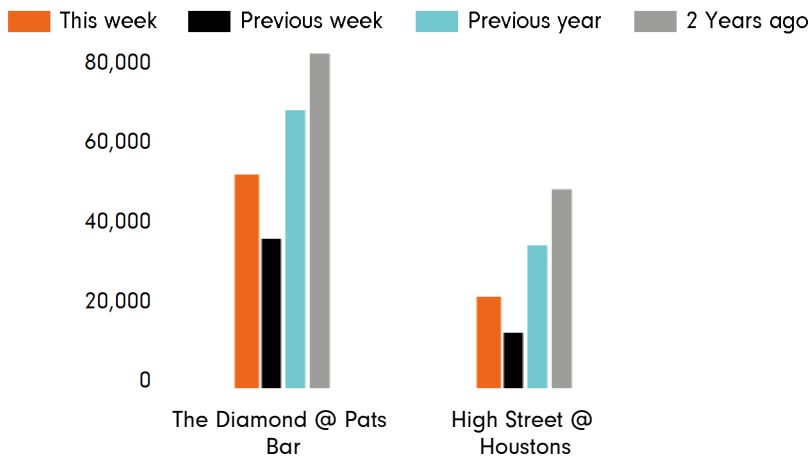
## Footfall by hour



## Footfall by week



## Footfall by location



This Week	<b>51,310</b>	<b>22,297</b>
Previous Week	<b>36,607</b>	<b>14,394</b>
Previous Year	<b>67,073</b>	<b>35,106</b>
2 Years Ago	<b>104,197</b>	<b>48,447</b>
Week on week %	<b>40.2 %</b>	<b>54.9 %</b>
Year on Year %	<b>-23.5 %</b>	<b>-36.5 %</b>

### Notes

Year to Date % Change is the annual % change in footfall from January of this year compared to the same period last year. Week1, 2020 to Week 51, 2020 Vs Week 1, 2019 to Week 51, 2019

Year on Year % Change is the % change in footfall for this week compared to the same week in the previous year. Week51, 2020 Vs Week 51, 2019

Week on Week % Change is the % change in footfall for this week from the previous week. Week51 2020 Vs Week 50 2020